


24V OPTIPROFILE HD95 PRO LED TAPE, FLAME WHITE 2000K, 15W, 240 LEDS P/M, IP65 (5M REEL)


| SKU: TL024FW240HIP65



ULTRA LEDs



 ultraleds.co.uk

 0800 088 3300

 orders@ultraleds.co.uk

FEATURES & BENEFITS

- Optiprofile HD95 is a supreme quality LED strip featuring the highest 95+CRI for outstanding high definition colour rendering
- High quality, high brightness
- High brightness with the 2835 Epistar LED Chip
- The innovative Pro Connect installation system for easy use in even the shallowest channels
- Need a custom length?
We can cut our tapes to your exact specification

IP65

2000
K

24V

CE
EMC

CE
LVD

RoHs

3YR
Guarantee

TECHNICAL INFORMATION

Tape Specifications

SKU Code	TL024FW240HIP65
Voltage	24V
Watts p/M	15W p/M
No. of LEDs p/M	240 LEDs
Colour	Flame White
Colour Temperature	2000K
IP Rating	IP65
Lumens p/M	671LM
Lumens p/W	43LM
LED Chip Type	2835 Epistar
LED Chip Size	2.8mm x 3.5mm
Beam Angle	120°
CRI	>95
PCB Width	8mm + 2mm Silicone
PCB Thickness	1.2mm + 2mm Silicone
Cut Points	Every 2.5cm
Operating Temp	-40°C to +40°C
Average Lifespan	Upto 50000 Hours
Certification	CE-EMC CE-LVD RoHs
Guarantee	3 Years

Driver Requirements

1 Metre	> 16.5W
2 Metres	> 33W
3 Metres	> 49W
4 Metres	> 66W
5 Metres	> 82W

DESCRIPTION

The splashproof Optiprofile range from Tagra is a supreme quality LED tape for professional installations. With 240 LEDs per metre, the Optiprofile series features non-spotting, high quality illumination. The innovative Pro Connect installation system for easy use in even the shallowest channels.

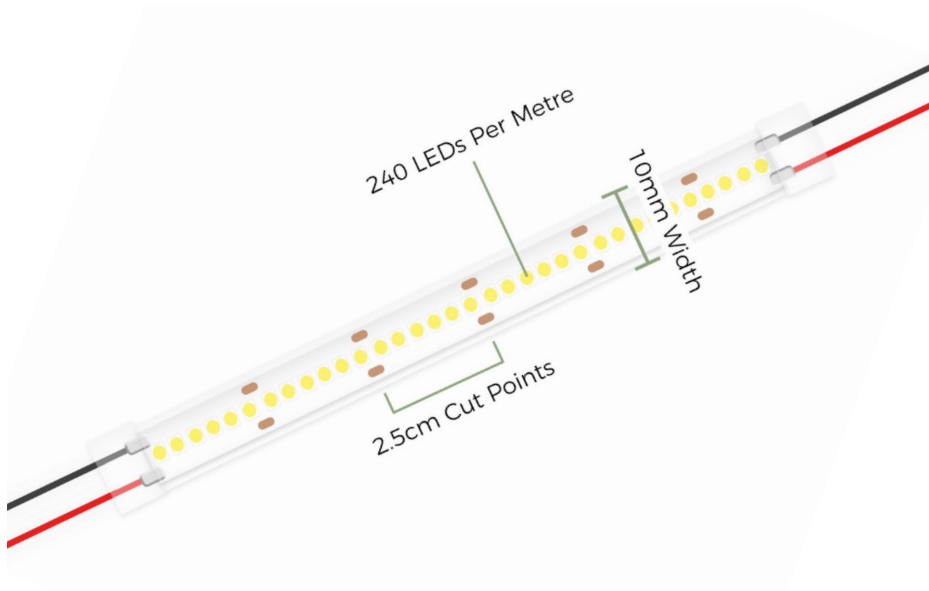
Designed as a result of years of research, development and experience, the HD95 strip offers the highest 95 + CRI for the closest colour rendering you can achieve to natural light.

Pro Connect

The new pro connect system has been added to this range which makes installation easier than ever before. This simple connector allows you to extend the cable length from the tape to any size you require, without having to do any soldering or having to use additional connectors. These connectors are added to both ends which means you can effectively use 2 lengths of LED if cut down.

What Driver do I need?

To work out what driver you will need for each length of LED you can simply multiply the wattage of the tape by the length of LED strip you will be using, this will give you the total wattage the LED strip requires, then simply choose a driver which is at least 10% above this figure.



TAPE DIAGRAM